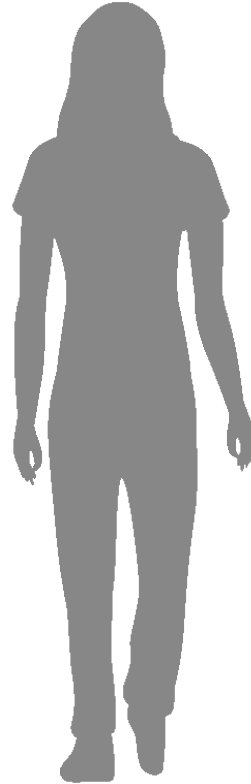





**ARTISAN  
PANELS INC**  
FACTORY & SHOWROOM

4900 E. Hunter Ave.  
Anaheim, CA 92807  
(714) 351-3234  
sales@artisanpanels.com  
www.artisanpanels.com  
Instagram: /artisanpanels  
Facebook: /artisanpanels

## 248 - High Desert



% Openness:	31.31 %
Largest Opening:	Ø 8.500"
Smallest Opening:	Ø .050"
Border Dimension:	2.000" In.
Panel Size:	Any, up to 72"x144"
Scalable:	Yes
Thickness:	1/16", 1/8", 3/16", 1/4", 3/8" & 1/2"
Material Options:	Aluminum, Steel & Corten.
Color Options:	Any RAL or specialty finish available.
Mounting Options:	See below.

### Mounting Options:



1/4" mounting holes around edge of panel




1/4" countersunk mounting holes around edge of panel



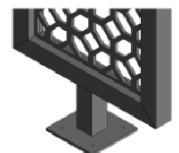
Cap head standoffs



Bolt on angle tabs



Welded square tube frame with floor mounts



Welded square tube frame with pedestal mounts



Hidden standoffs with tab mounts



Welded on angle tabs



Welded square tube frame with extended tubes for concrete inset



Welded square tube frame



Welded square tube frame slanted awning



Cantilever awning