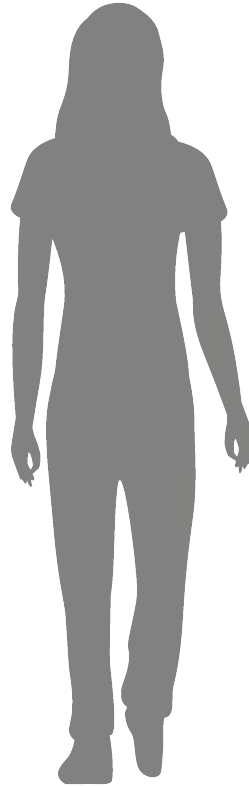





ARTISAN
PANELS INC
FACTORY & SHOWROOM

4900 E. Hunter Ave.
Anaheim, CA 92807
(714) 351-3234
sales@artisanpanels.com
www.artisanpanels.com
Instagram: /artisanpanels
Facebook: /artisanpanels

272 - Spyglass



% Openness:	53.78 %
Largest Opening:	Ø 2.800"
Smallest Opening:	Ø 2.000"
Border Dimension:	1.500" In.
Panel Size:	Any, up to 72"x144"
Scalable:	Yes
Thickness:	1/16", 1/8", 3/16", 1/4", 3/8" & 1/2"
Material Options:	Aluminum, Steel & Corten.
Color Options:	Any RAL or specialty finish available.
Mounting Options:	See below.

Mounting Options:



1/4" mounting holes around edge of panel



1/4" countersunk mounting holes around edge of panel



Cap head standoffs



Bolt on angle tabs



Welded square tube frame with floor mounts



Welded square tube frame with pedestal mounts




Hidden standoffs with tab mounts



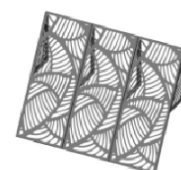
Welded on angle tabs



Welded square tube frame with extended tubes for concrete inset



Welded square tube frame



Welded square tube frame slanted awning



Cantilever awning